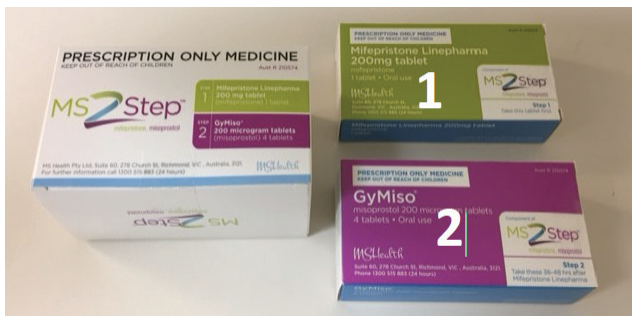


# TAKING YOUR MEDICATIONS



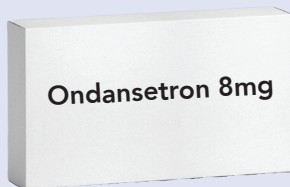
Care  
Education  
Advocacy



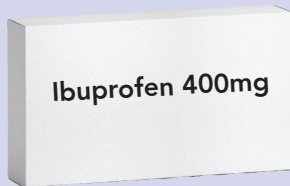
## STEP 1



Swallow this single tablet at \_\_\_\_\_  
on \_\_\_\_\_.



Take 1 tablet at \_\_\_\_\_ on \_\_\_\_\_  
to prevent nausea.



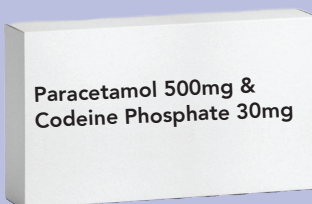

Take 4 tablets at \_\_\_\_\_ on \_\_\_\_\_.

Note: If pain persist take an extra  
1-1½ tablets at least 8 hours later. No  
more than 6 tablets in 24 hours.

## STEP 2



Take 4 tablets at \_\_\_\_\_ on \_\_\_\_\_.  
Rinse your mouth then place  
2 tablets each side (=4 tablets total)  
between your teeth and gums.  
Allow these to be absorbed for  
approx. 30 min and then swallow  
any residue with water.



Take 1-2 tablets for strong pain  
as needed, repeat in 4 hours if  
necessary.

If you have any questions or concerns please don't hesitate to phone SHV 9257 0100 to speak with a nurse (9am - 5pm) weekdays or NURSE-ON-CALL 1300 60 60 24 (24 hr service).